



District Report Card: 2017


State: Haryana	District: Mahendragarh
Class: 8	Subject: Language
Schools: 44	Students: 921


Participation/Coverage


Students

<div>GENDER</div> <div></div>	Boys		Girls	
	Number	%	Number	%
	397	43.11	524	56.89

<div>AREA</div> <div></div>	Rural		Urban	
	Number	%	Number	%
	781	84.80	140	15.20

<div>CATEGORY</div> <div></div>	SC		ST		OBC		GEN	
	Number	%	Number	%	Number	%	Number	%
	434	47.12	2	0.22	355	38.55	130	14.12

<div>CWSN</div> <div></div>	LD	VI	HI	S&LD	ID	Oth
	2	2	0	4	2	39

<div>Management</div> <div></div>	Government		Government-aided	
	Number	%	Number	%
	909	98.70	12	1.30

Average Performance of Students in Language (%)

Overall	Gender		Area		Management		Social Group			
	Male	Female	Rural	Urban	Govt.	Aided	SC	ST	OBC	GEN
61.19	59.45	62.52	62.37	54.62	61.39	46.11	59.52	50.00	62.08	64.51

Performance on Learning Outcomes (LOs)

Learning Outcomes	Description	Average Performance(%)
L813	Read textual/non-textual materials with comprehension and identifies the details, characters, main idea and sequence of ideas and events while reading	61.19

Range of Performance of Students who Answered Correctly							
Below 30%		30% - 50%		50% - 75%		Above 75%	
Number	%	Number	%	Number	%	Number	%
84	9.12	194	21.06	390	42.35	253	27.47

Lowest Performing Learning Outcomes (LOs)

1 - Read textual/non-textual materials with comprehension and identifies the details, characters, main idea and sequence of ideas and events while reading (61.19)